


Lesson One Words


1 Number the picture.



- ☐ 1 skirt
- ☐ 2 scarf
- ☐ 3 jeans
- ☐ 4 boots
- ☐ 5 shirt

2 Write a check (✓) or a cross (X).

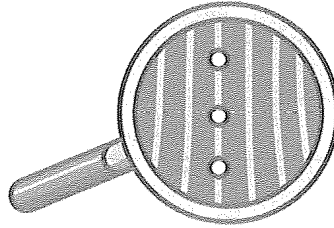
1



These are gloves.




2



This is a shirt.



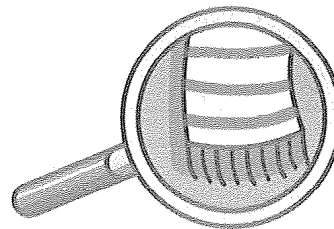
3



These are jeans.




4



This is a scarf.



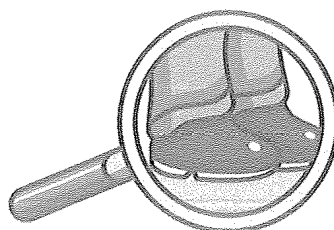
5



These are shoes.



6




This is a skirt.



1 Write.


skirt scarf gloves jeans boots shirt

1




He's wearing jeans.

2




She's

3



4



5



6



2 Listen and write. 17

dress is What I'm T-shirt wearing He's

1

What are you wearing?

2

wearing a

3

And jim?


What he ?

4

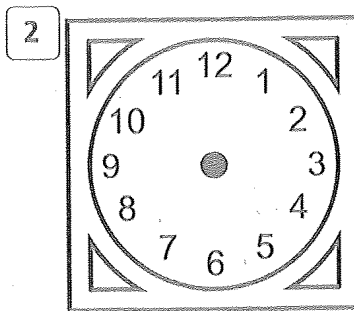
wearing a

Lesson Three Words


1 Read and draw the times on the clocks.



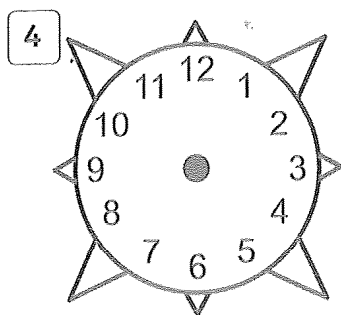
It's three o'clock.




It's two thirty.



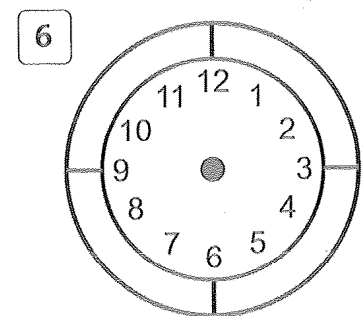
It's eight fifteen.



It's nine forty-five.

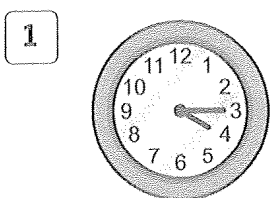


It's eleven o'clock.




It's nine thirty.


2 Listen and look at the clocks. Fill in the correct circle. 18



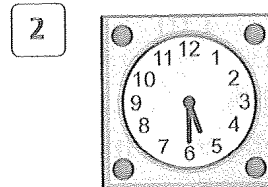
(A) ●




(B) ○




(C) ○




(A) ○




(B) ○




(C) ○




(A) ○




(B) ○




(C) ○



(A) ○



(B) ○



(C) ○